





TABLE OF CONTENTS

About ANDlight	6
Collection Overview	8
PEBBLE	13
VALE	27
PIVOT	39
BUTTON	45
ORBIT	63
PIPELINE	79
SLAB	103
SPOTLIGHT VOLUMES	121
VINE	147
Tecāical Information	158



SPOTLIGHT VOLUMES
TABLE, PENDANT
DESIGNER LUKAS PEET

VINE
PENDANT, CEILING/WALL
DESIGNER CAINE HEINTZMAN

ORBIT
TABLE, PENDANT
DESIGNER LUKAS PEET

ANDlight, decorative luminaire design and manufacturer.

Born from a desire to produce functional lighting, luminaire design and manufacturer ANDlight aims to create honest products. With an authentic approach to the design process, the production, and the way of conducting business, ANDlight has established itself as a brand with substance since its launch in 2014. It proposes approachable products that are timeless in form and reliability, refined in aesthetics, with an astutely applied touch of playfulness.


ANDlight's luminaires are designed, built and assembled in their native Vancouver, Canada.



COLLECTION OVERVIEW

The inherent versatility of ANDlight’s designs allows for surprising yet refined variations in form, finish and material; fulfilling a wide range of applications.

VALE optimises functionality through its multidirectional luminescence while diffusing soft ambient light.



PIPELINE is the quintessential modular light fixture as its components enable it to match the contours of any given space.



SPOTLIGHT is based on four unique shade profiles creating various silhouettes and control over down and uplight.



SLAB’s acoustic properties reduce ambient noise while its distinctive aesthetics stand out.



VINE combines exaggerated form with repetition to take center stage with poise and stature.



PIVOT is playful and interactive as its balancing shade allows for easy adjustments.



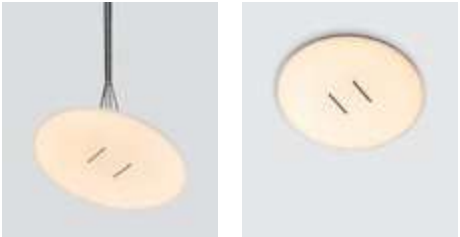
PEBBLE celebrates the beautiful qualities of stones while enabling the individual to extract their own collection.



ORBIT illustrates the planetary manoeuvre with its lines defining space around a glowing sphere.



BUTTON boldly plays with the archetype, as its wide luminescent surface adjusts and hangs from its threaded rope.



2019/20

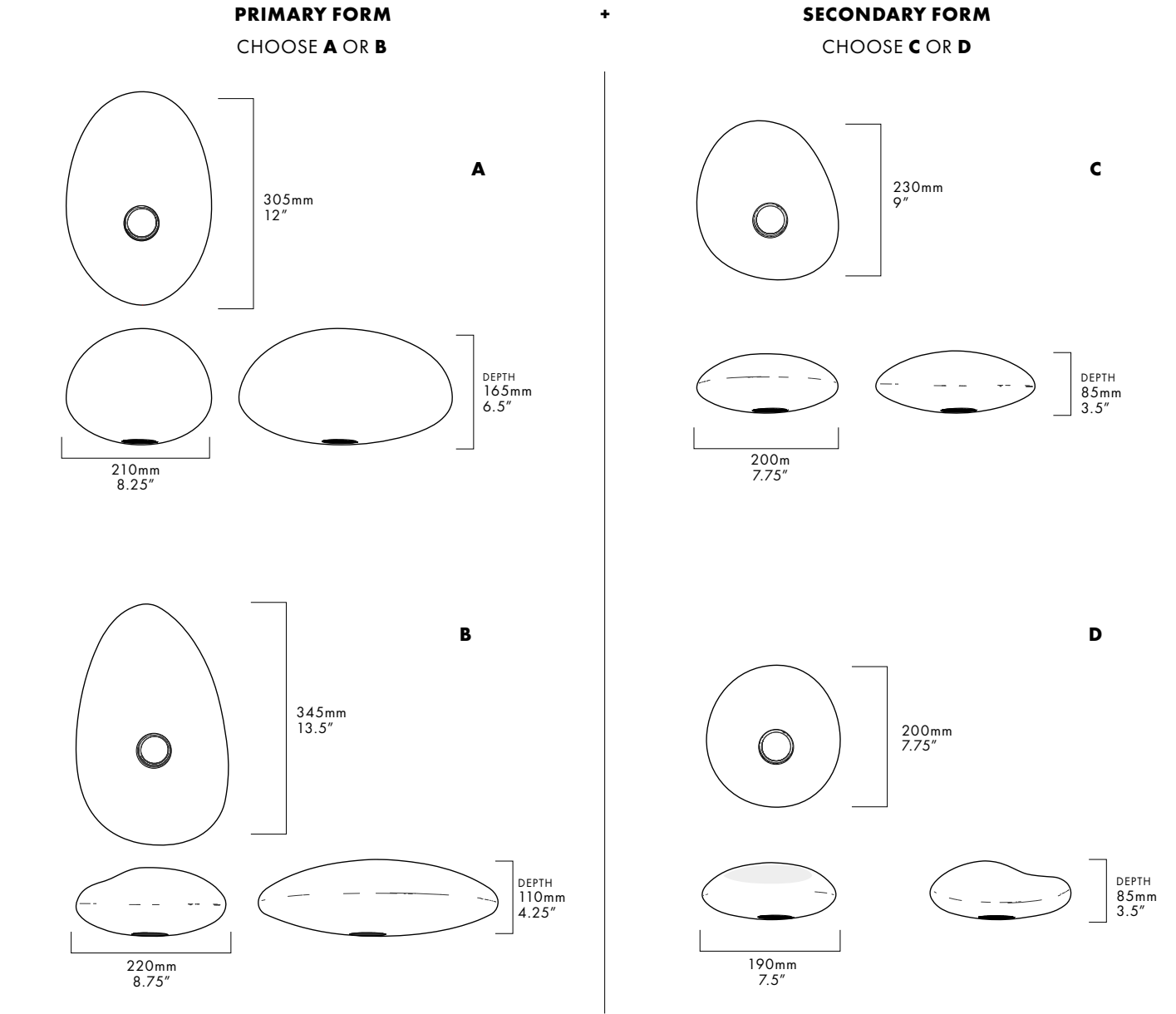
COLLECTION



DESIGNER
LUKAS PEET

Pebble

PEBBLE – PENDANT





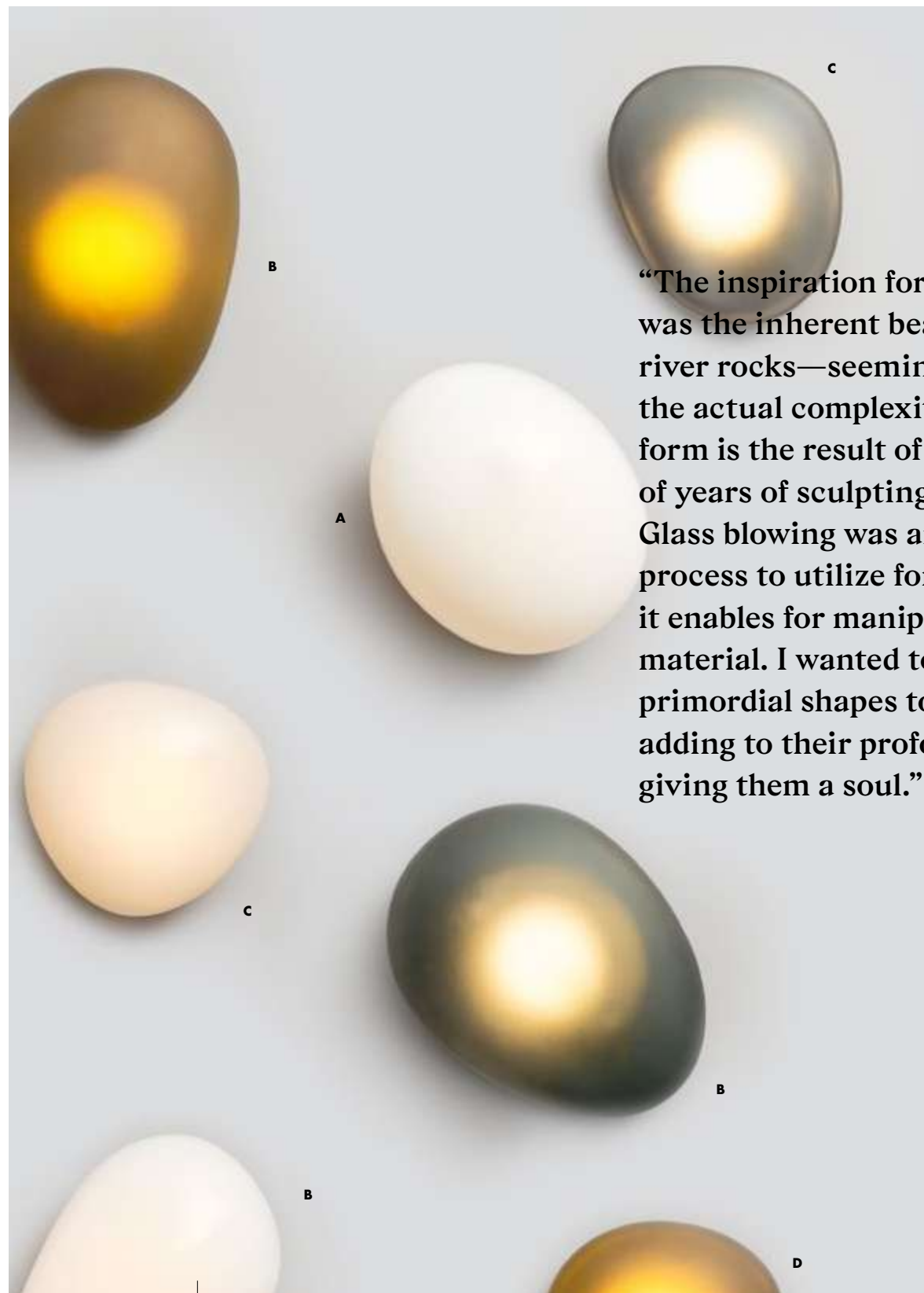
PEBBLE – PENDANT
CLOCKWISE FROM TOP LEFT:
B/C, SLATE/SLATE
B/D, PEARL/PEARL
B/C, CITRINE/SLATE
B/C, SLATE/PEARL



PEBBLE – PENDANT
B/C, PEARL/PEARL;
B/C CITRINE/SLATE



PEBBLE – PENDANTS, B/C FOR ALL:
PEARL/CITRINE; PEARL/PEARL; SLATE/SLATE;
PEARL/SLATE; CITRINE/CITRINE



“The inspiration for the series was the inherent beauty of river rocks—seemingly simple, the actual complexity of their form is the result of thousands of years of sculpting by nature. Glass blowing was an interesting process to utilize for this idea, as it enables for manipulation of the material. I wanted to allow these primordial shapes to glow—adding to their profoundness and giving them a soul.”

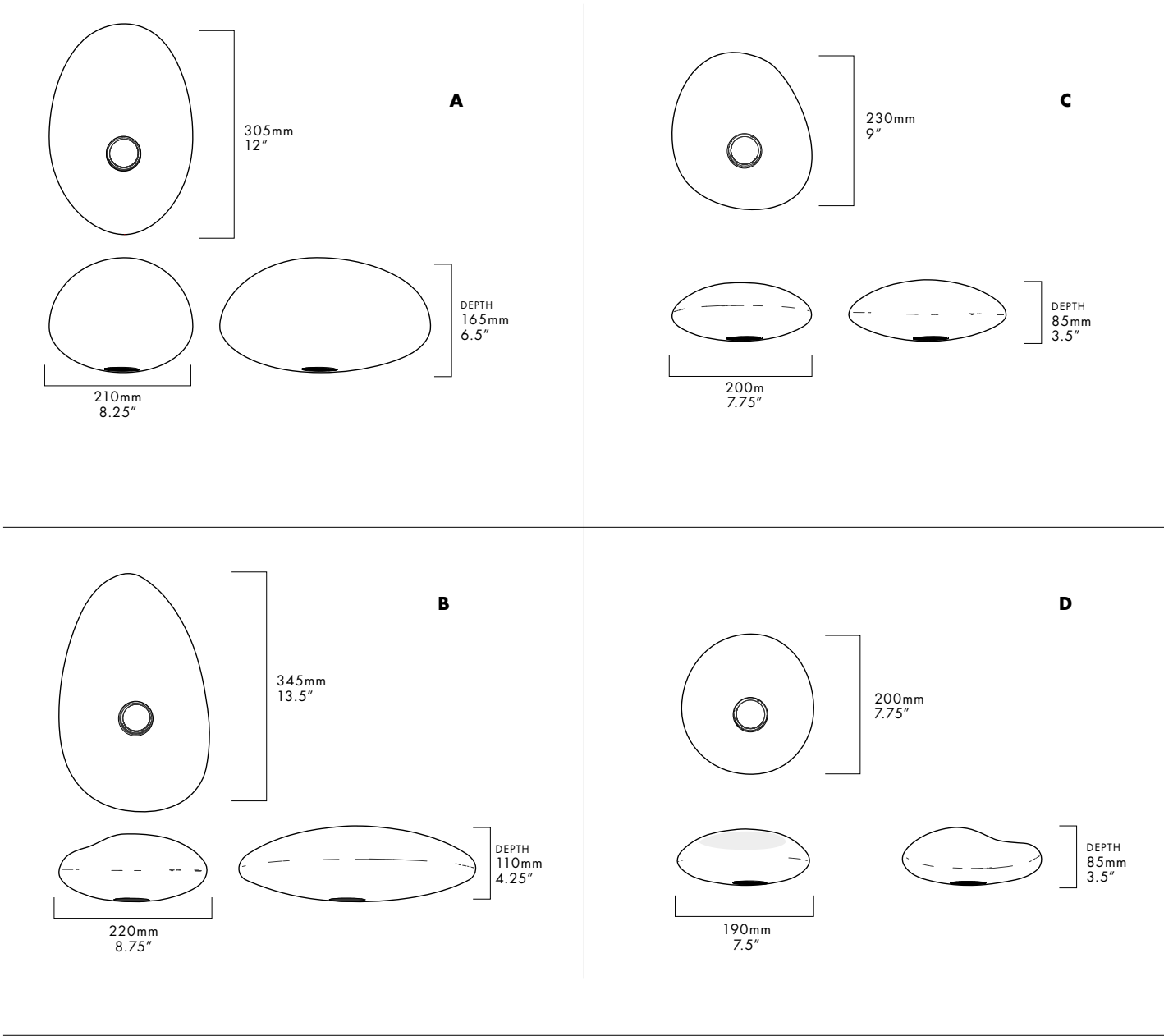
—LUKAS PEET

PEBBLE – CEILING/WALL
VARIOUS



PEBBLE – CEILING/WALL
B, TRAVERTINE

PEBBLE – CEILING/WALL



FIXTURE TYPE

Ceiling/Wall

MATERIALS

- Glass
- Aluminum

MANUFACTURED

Canada

DIMENSIONS

A: 305 x 210 x 165mm /
12" x 8.25" x 6.5"

B: 345 x 220 x 110mm /
13.5" x 8.75" x 4.25"

C: 230 x 200 x 85mm /
9" x 7.75" x 3.5"

D: 200 x 190 x 85mm /
7.75" x 7.5" x 3.5"

FINISHES




PEARL



TRAVERTINE



SLATE



CITRINE

ELECTRICAL

- **A/B** 9W LED
- **C/D** 4W LED
- 2700K
- 90+ CRI
- Dimming: Triac or 0-10

Glass is hand blown, variations in
form, colour and size may occur.

PEBBLE – WALL/CEILING
D, TRAVERTINE; C, PEARL





PEBBLE – WALL/CEILING
C, TRAVERTINE; C, SLATE; D, TRAVERTINE;
A, PEARL; B, CITRINE



DESIGNER
CAINE
HEINTZMAN

Vale

The Vale series crystallises light in its transitional state. The undulating profile of the lens translates emitted light to a striking gradient; while its prismatic surface further carries light across, creating a soft hue and ambient diffusion. Technically intricate, Vale optimises functionality through its multidirectional luminescence.



VALE – PENDANT
ANTHRACITE



VALE – PENDANT
ANTHRACITE

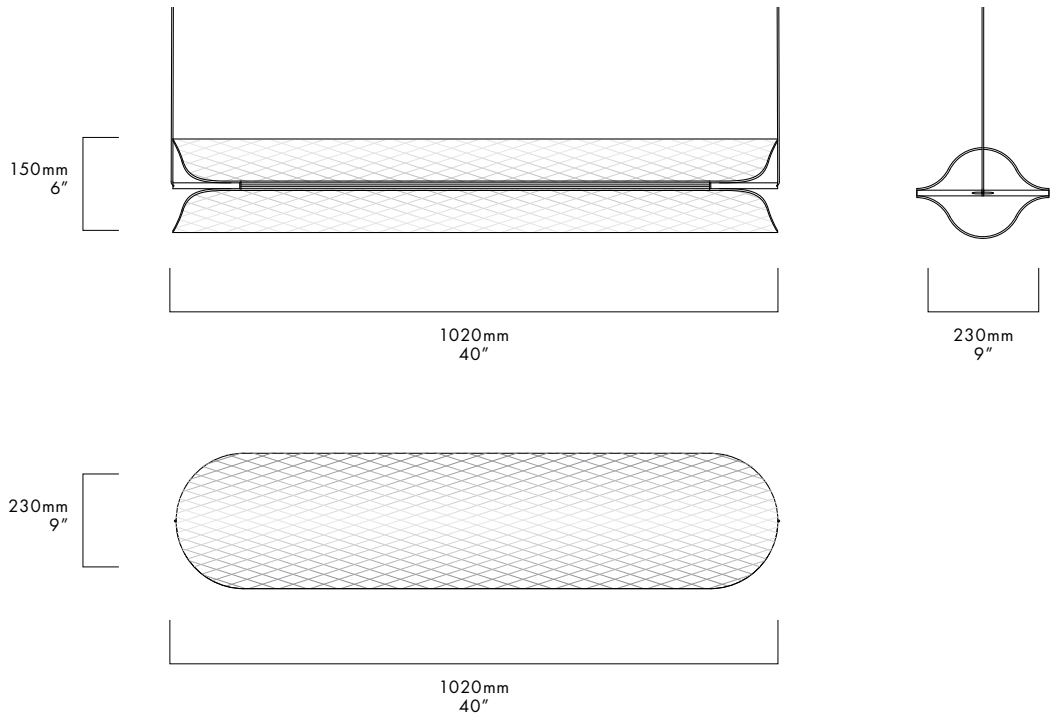


VALE – PENDANT, ANTHRACITE



VALE – PENDANT
ANTHRACITE

VALE – PENDANT, SINGLE UNIT DIMENSIONS



FIXTURE TYPE
Pendant

- MATERIALS**
- Acrylic
 - Aluminum

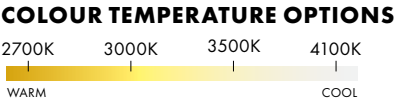
MANUFACTURED
Canada

DIMENSIONS
1020 x 150 x 230mm / 40" x 6" x 9"

CANOPY DIMENSIONS
150 x 50mm / 6" x 2"

FACTORY DROP LENGTH
2400mm / 96"
*Custom length available upon request

- ELECTRICAL**
- 20W LED
 - 50,000 hour Lifetime
 - 90+ CRI
 - Input Voltage 100–240V + 277V
 - Integral 24V DC power supply included
 - Dimming Options: MLV, 0–10, Dali

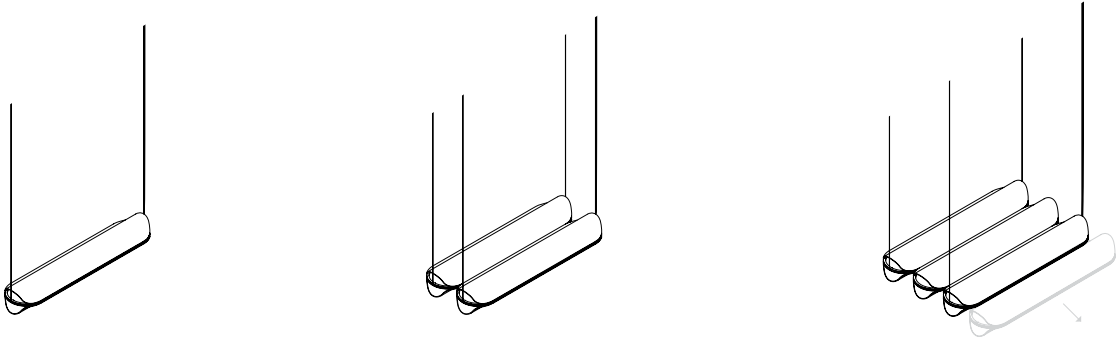


COMBINATIONS

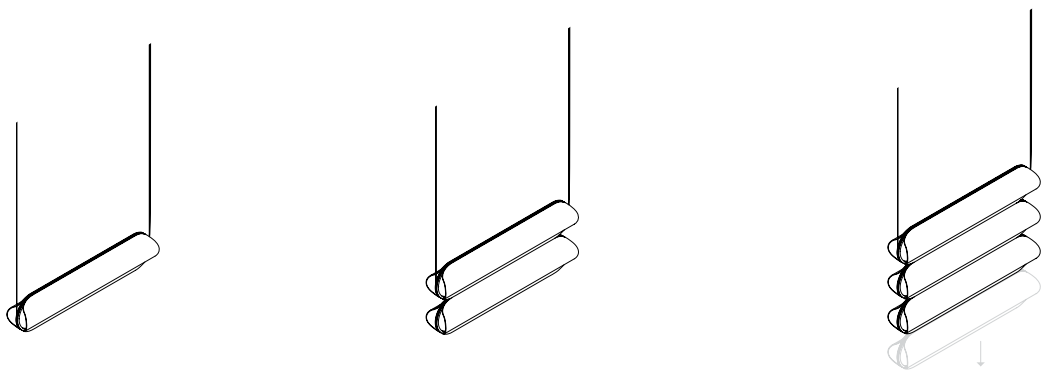
The Vale suspends horizontally or vertically, as a single or multiple pendant. Its edge-to-edge or end-to-end connection allows for a variety of arrangements.

The following diagrams illustrate several examples of Vale’s flexibility.

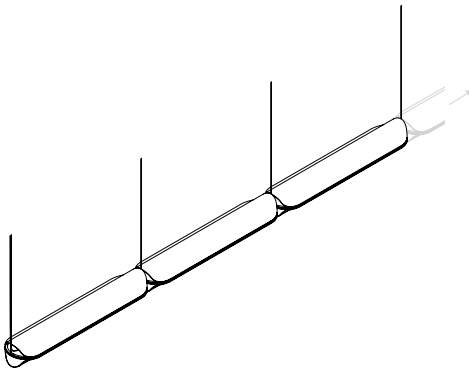
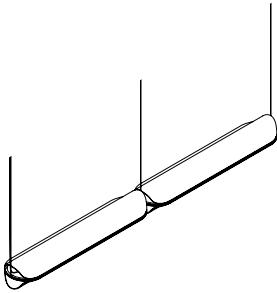
HORIZONTAL, EXAMPLE, EDGE-TO-EDGE



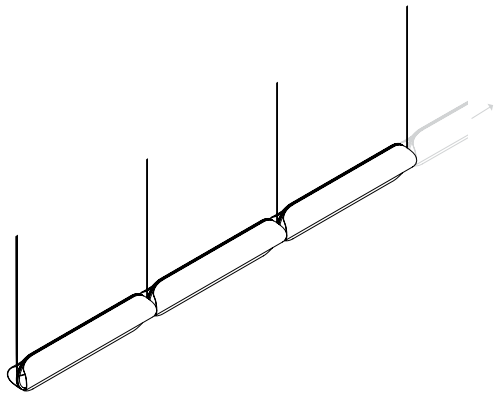
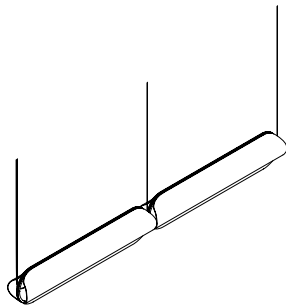
HORIZONTAL, EXAMPLE, EDGE-TO-EDGE



HORIZONTAL, EXAMPLE, END-TO-END



HORIZONTAL, EXAMPLE, END-TO-END



VERTICAL, EXAMPLE, END-TO-END





VALE – PENDANT
ANTHRACITE

“Dynamism, created by juxtaposing light with a wave-like contour fuelled the initial research. Exploring scale, pitch and frequency and various materials helped settle for the most effective and interesting radiance. Focused specifically on the lens of the luminaire—the process development determined form and functionality as it needed to be lightweight and translucent, yet able to create volume.”

—CAINE HEINTZMAN



VALE – PENDANT
ANTHRACITE



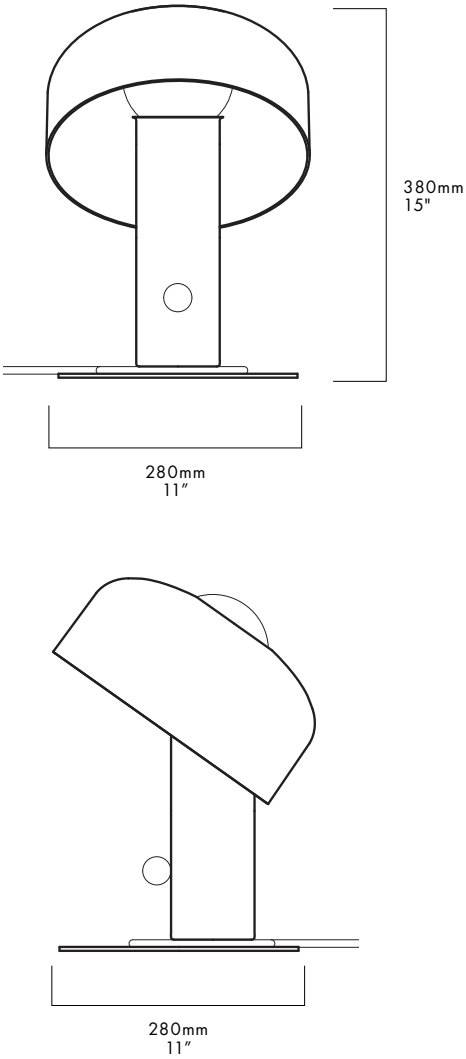
DESIGNER
LUKAS PEET

Pivot



PIVOT - TABLE
BASALT

PIVOT - TABLE



FIXTURE TYPE
Table

- MATERIALS
- Steel
 - Aluminum
 - Glass


MANUFACTURED
Canada

DIMENSIONS
380 x 280 x 280mm / 15" x 11" x 11"

ELECTRICAL

- Dimmable LED
- 100-240V

FINISHES



The Pivot series is an invitation to shape light. Balanced on an opalescent globe, a shade casts directional downlight and constant uplight while articulating on the light source itself. Playful and interactive, the table light allows for easy adjustments and dimming control.



PIVOT – TABLE
BASALT



PIVOT – TABLE
BASALT



BUTTON 90 – PENDANT
BLACK

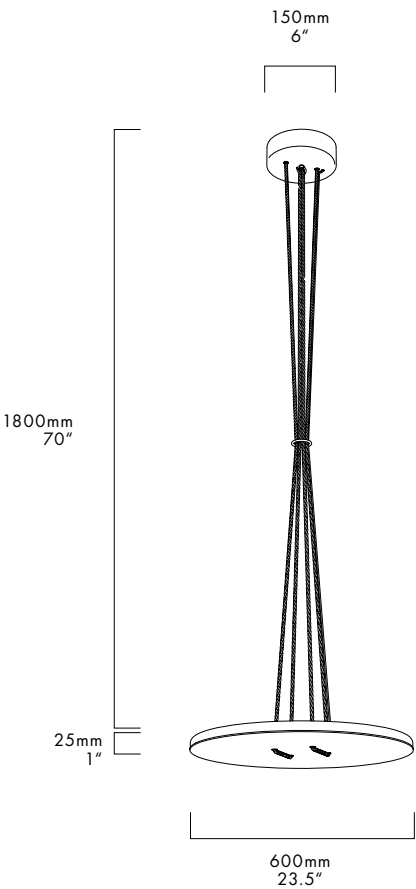
DESIGNER
LUKAS PEET

Button

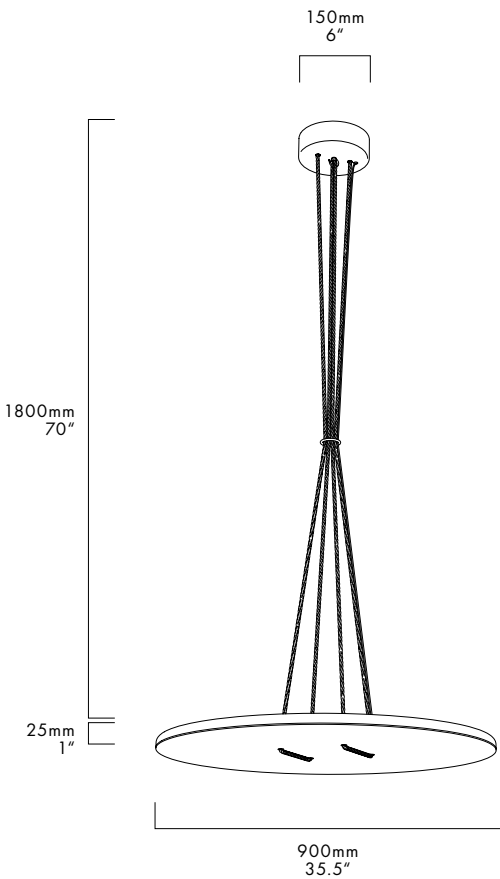


BUTTON 90 – PENDANT
BLACK

BUTTON 60 – PENDANT



BUTTON 90 – PENDANT



FIXTURE TYPE
Pendant

- MATERIALS**
- Aluminum
 - Nylon Rope
 - Brass Hardware

MANUFACTURED
Canada

DIMENSIONS
60: 600 Ø x 25mm / 23.5" Ø x 1"
90: 900 Ø x 25mm / 35.5" Ø x 1"

FACTORY DROP LENGTH
1800mm / 70"
*Custom length available upon request

- ELECTRICAL**
- 25W / 35W LED Panel
 - 50,000 hour Lifetime
 - 90+ CRI
 - Input Voltage: 120V, 230V + 277V
 - Integral 12V DC power supply included
 - Dimming Options: MLV, 0-10, Dali

COLOUR TEMPERATURE OPTIONS

2700K 3000K 3500K 4100K

WARM COOL

CERTIFICATIONS

ETL US CE

FINISHES

BLACK WHITE

GOLD BRONZE

CUSTOM



BUTTON 90 – PENDANT
BLACK
INTERIOR
STUDIO MSDS
PHOTO
ANGUS FERGUSSON



BUTTON 90 – PENDANT
BLACK


The Button series impresses and intrigues at first glance, balancing a statement yet soothing presence. Mimicking a giant button, the broad faced and thin profiled fixture is memorable and playful, while its wide circular surface LED casts a warm and inviting light.

BUTTON 90 - PENDANT
WHITE





BUTTON 60, 90 – PENDANTS
WHITE, BLACK



BUTTON 60 – PENDANTS
BLACK



BUTTON 60 - PENDANT
BRONZE

“The fixture has a nice combination of pure function and playfulness that invites human contact and interaction.”

—LUKAS PEET

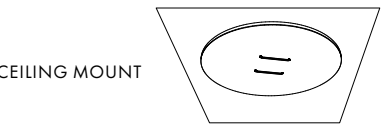
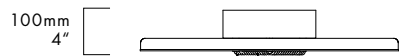
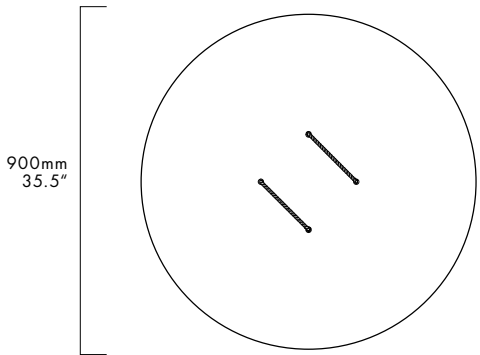
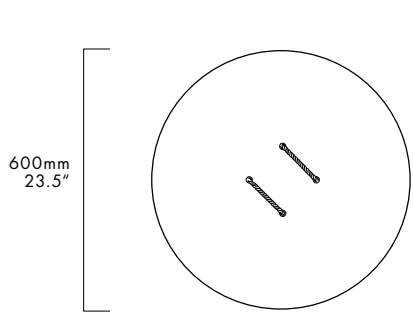
BUTTON 90 – PENDANT
WHITE



BUTTON 60, 90 – PENDANT
BLACK
INTERIOR
FALKEN REYNOLDS
PHOTO
EMA PETER

BUTTON 60 – CEILING/WALL

BUTTON 90 – CEILING/WALL



FIXTURE TYPE

Ceiling/Wall

MATERIALS

- Aluminum
- Nylon Rope
- Brass Hardware

MANUFACTURED

Canada

DIMENSIONS

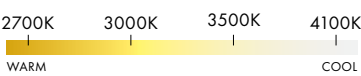
60: 600 Ø x 100mm / 23.5" Ø x 4"

90: 900 Ø x 100mm / 35.5" Ø x 4"

ELECTRICAL

- 25W / 35W LED Panel
- 50,000 hour Lifetime
- 90+ CRI
- Input Voltage: 120V, 230V + 277V
- Integral 12V DC power supply included
- Dimming Options: MLV, 0-10, Dali

COLOUR TEMPERATURE OPTIONS



CERTIFICATIONS



FINISHES



BUTTON 90 – CEILING/WALL
BRONZE



BUTTON 90 - CEILING/WALL
BLACK



ORBIT – TABLE, PENDANT
WHITE, BLACK

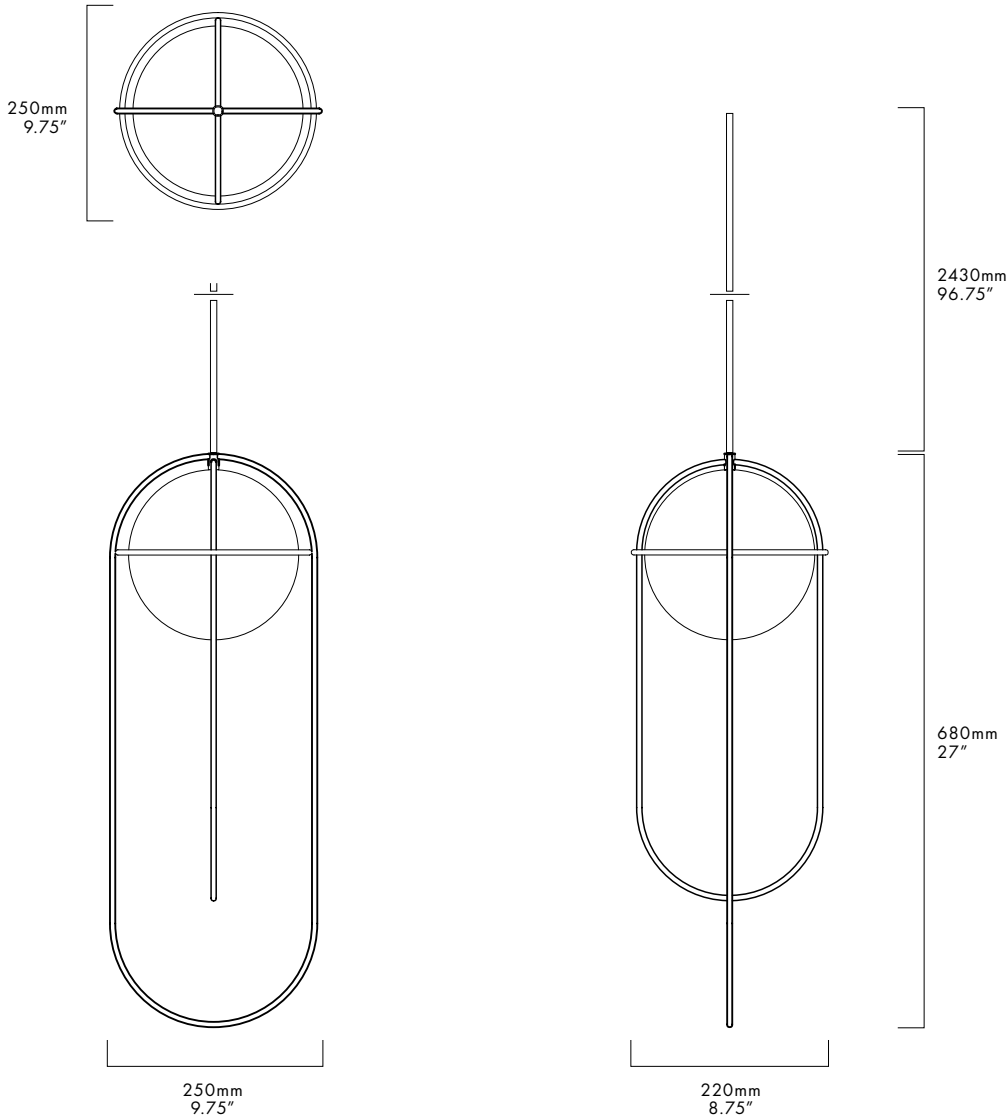
DESIGNER
LUKAS PEET

Orbit



ORBIT – PENDANTS
WHITE, BLACK

ORBIT – PENDANT



FIXTURE TYPE
Pendant

- MATERIALS
- Steel Wire
 - Etched Glass Globe

MANUFACTURED
Canada

DIMENSIONS
680 x 250mm / 27"x 9.75"


- ELECTRICAL
- 100V to 240V
 - Dimming: ELV

- INCLUDED LAMP
- 1 x 4W G9 LED Lamp
 - 3000k

CERTIFICATIONS



FINISHES





ORBIT – PENDANTS,
BLACK
INTERIOR
METAPHORE DESIGN
PHOTO
DAVID BOYER



ORBIT – PENDANTS
BLACK



The original light source, the sun, is the initial inspiration of all man-made lighting, hence glowing globes being iconic in lighting design. The Orbit series draws direct inspiration using an opalescent glass globe, giving a nod to our main star. Taking central stage, a glowing sphere is then enclosed in a wire cage evocative of the familiar planetary manoeuvre.

ORBIT – PENDANTS
BLACK



ORBIT – PENDANT
WHITE


“The glowing globe is iconic in lighting. So simple and effective, it of course resembles the original light source—the sun. Orbit is a direct response to this, with its metal cage functionally protecting the glass as well as referring back to the sun and our own orbit around it.”

—LUKAS PEET

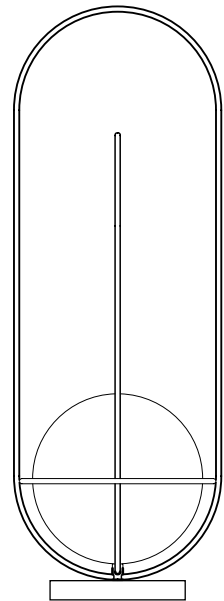


ORBIT - TABLE
WHITE

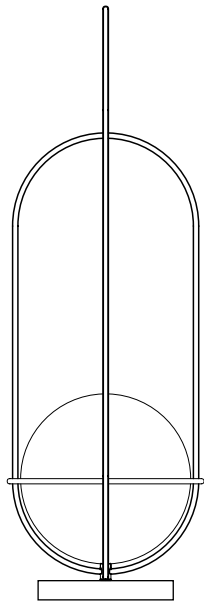
ORBIT - TABLE



250mm
9.75"



250mm
9.75"



700mm
27.5"

220mm
8.75"

FIXTURE TYPE

Table

MATERIALS

- Steel Wire
- Etched Glass Globe
- Marble

MANUFACTURED

Canada

DIMENSIONS

700 x 250mm / 27.5" x 9.75"

ELECTRICAL

- 100V to 240V
- Hand dimmer on cord


INCLUDED LAMP

- 1 x 4W G9 LED Lamp
- 3000K

CERTIFICATIONS



FINISHES





ORBIT - TABLE
WHITE



ORBIT - TABLE
BLACK



ORBIT – TABLE, BLACK



PIPELINE 125.3 – PENDANT
WHITE

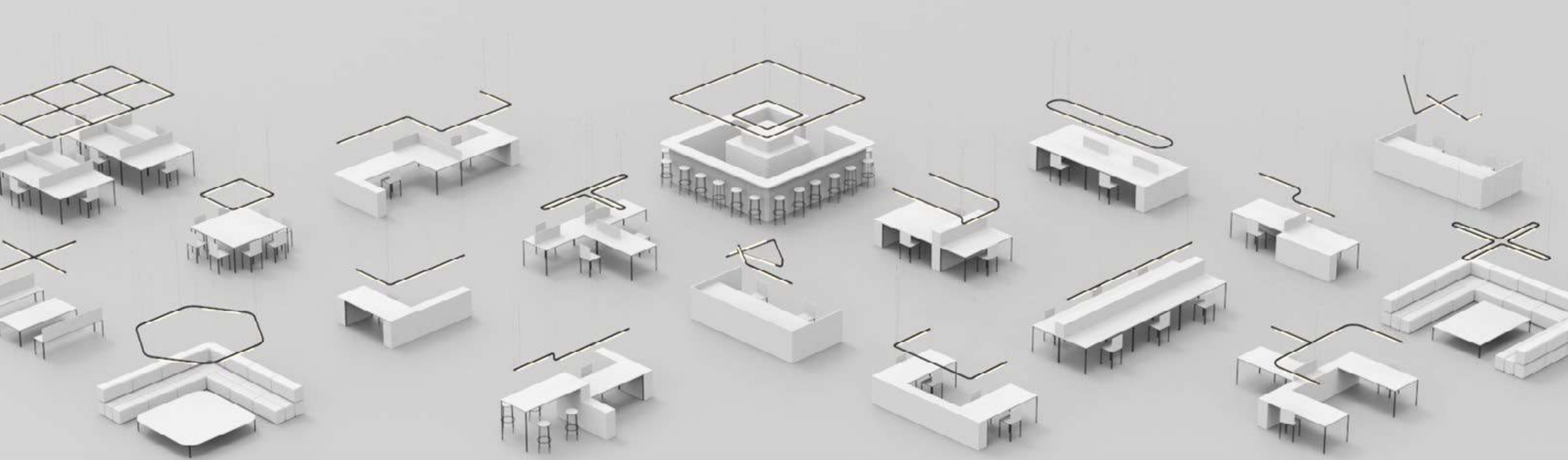
DESIGNER
CAINE
HEINTZMAN

Pipeline

PIPELINE SYSTEM

The Pipeline series begins with a linear LED light, elegant in its simplicity; however what sets it apart is the ability to expand the scale of the fixture by multiplying the modular pendant, creating an infinite range of tailored lights.

The Pipeline series may be suspended horizontally level or at angles, individually or in multiples.



PIPELINE SYSTEM

The Pipeline starts with two standard illuminated lengths—the 40 and the 125—and can be further customized into a variety of configurations.



PIPELINE 40, 125 – PENDANT
BLACK

PIPELINE SYSTEM

The ingenuity of the components enable the Pipeline to adapt to any interior space.

LINEAR SERIES

Two section sizes act as single modules or connect to multiply in space.



PIPELINE 40



PIPELINE 125



PIPELINE 125.2

TABLE/FLOOR

Upright, the table and floor variations series redirect light and purpose; while the chrome mirror weighted base enhances the sleek profile.



PIPELINE 40 – TABLE



PIPELINE 125 – TABLE

CEILING/WALL

Space efficient, the surface mounted Pipeline provides accent lighting while becoming an integral element of the environment it is set in.



PIPELINE 125 – CEILING/WALL

FIXTURE TYPE

Pendants, Floor, Table, Ceiling/Wall

MATERIALS

- Aluminum Body
- Cast Acrylic

MANUFACTURED

Canada

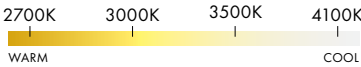
DIMENSIONS

Combination Specific

ELECTRICAL

- **40:** 5W / **125:** 15W LED
- 50,000 hour Lifetime
- 90+ CRI
- Input Voltage 100–240V + 277V
- Integral 24V DC power supply included
- Dimming Options: MLV, 0–10, Dali


COLOUR TEMPERATURE OPTIONS



CERTIFICATIONS



STANDARD FINISHES



DECORATIVE FINISHES



PIPELINE 125 – PENDANT
WHITE



PIPELINE CM7 – PENDANT
BLACK AND BRASS

COMBINATION (CM)

Flexibility is introduced to the system through the use of various elbows and straight connections between lengths. CM1–9 are some common combinations.



PIPELINE CM1



PIPELINE CM2



PIPELINE CM3



PIPELINE CM4



PIPELINE CM5



PIPELINE CM6



PIPELINE CM7



PIPELINE CM8



PIPELINE CM9



PIPELINE 125.3 – PENDANT
BLACK
INTERIOR
HEIA STUDIO



PIPELINE 125 – PENDANT
BLACK
INTERIOR
HEIA STUDIO



PIPELINE 125.3 - PENDANT
COPPER



PIPELINE CM9 – PENDANT
BLACK AND COPPER



PIPELINE CM4 – PENDANT
BRUSHED ALUMINUM AND COPPER
INTERIOR
SPECTOR GROUP



“The primary function of the Pipeline fixture is to provide evenly diffused linear light. The design of the body, all of the components, how it is assembled and how it is suspended serve that purpose, the result is an uncomplicated and very practical and applicable light fixture that is at home in many situations.”

—CAINE HEINTZMAN

PIPELINE CM4 – PENDANT
BLACK



PIPELINE CM, CUSTOM – PENDANT
WHITE



PIPELINE CM3 – PENDANT
BLACK
INTERIOR
FALKEN REYNOLDS



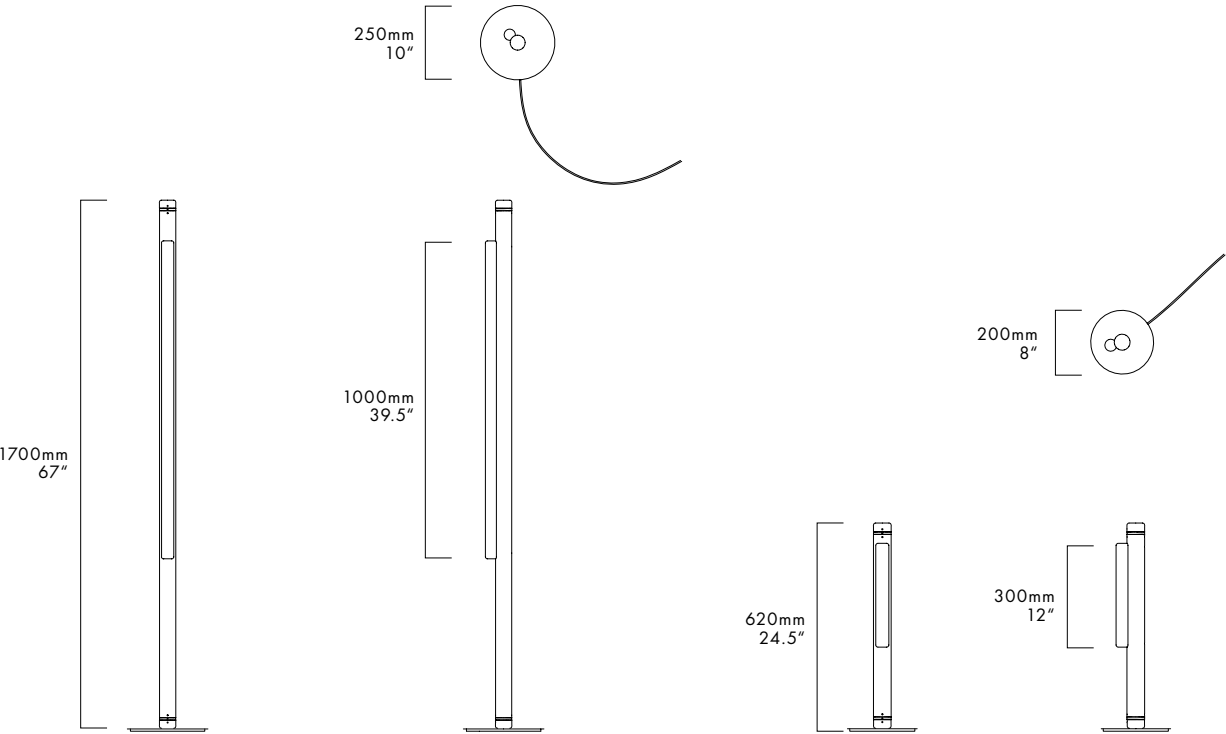
PIPELINE – FLOOR, TABLE
WHITE, BLACK



PIPELINE – TABLE, FLOOR
BLACK, BLACK

PIPELINE – FLOOR

PIPELINE – TABLE



FIXTURE TYPE

Table/Floor

MATERIALS

- Aluminum Body
- Cast Acrylic
- Polished Stainless Steel Base

MANUFACTURED

Canada

DIMENSIONS

Floor: 1700 x 250 x 250mm / 67"x10"x10"

Table: 620 x 200 x 200mm / 24.5"x8"x8"

ELECTRICAL

- 5W / 15W LED
- 50,000 hour Lifetime
- 90+ CRI
- Input Voltage 100–240V
- Floor Foot Dimmer Switch Included

COLOUR TEMPERATURE



CERTIFICATIONS



STANDARD FINISHES



DECORATIVE FINISHES





DESIGNER
LUKAS PEET


Slab

SLAB 150, 90 – PENDANT
WOOL GREY, WOOL BROWN



SLAB 150 – PENDANT
MARIGOLD
INTERIOR
GRZYWINKSI+PONS
PHOTOGRAPHY
NICHOLAS WORLEY

The Slab series combines a visually graphic presence, impossibly slim profile and acoustic dampening properties to provide an aesthetically unique and diverse light fixture. With most of its narrow body covered in soft material, the visual effect can vary greatly to seamlessly be integrated within any colour scheme interior, or rather stand out in a contrasting hue.

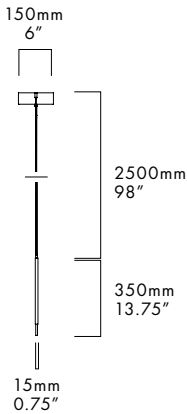


SLAB 30 – PENDANT
FERN GREEN

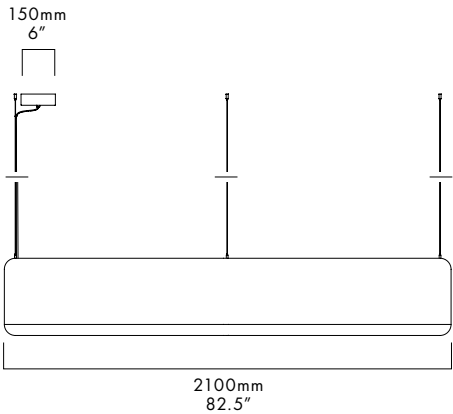


SLAB 150 – PENDANT
WOOL GREY

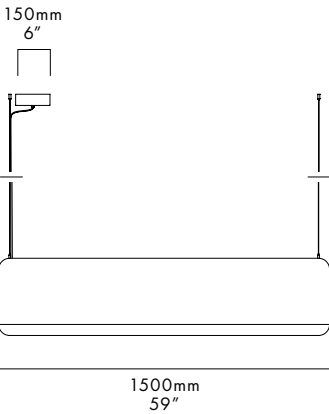
SIDE VIEW



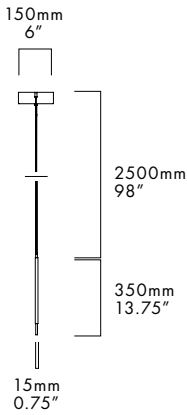
SLAB 210



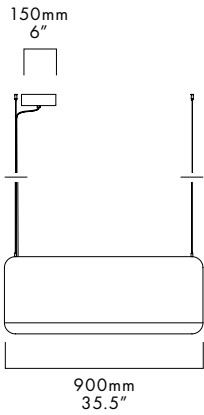
SLAB 150



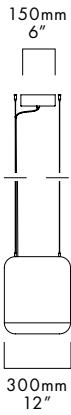
SIDE VIEW



SLAB 90



SLAB 30



FIXTURE TYPE

Pendant

MATERIALS

- Acrylic
- 100% Merino Wool Felt

MANUFACTURED

Canada

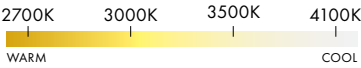
DIMENSIONS

Model Specific

ELECTRICAL

- 4W/10W/15W/21W LED Panel
- 50,000 hour Lifetime
- 90+ CRI
- Input Voltage: 120V, 230V + 277V
- Integral 12V DC power supply included
- Dimming Options: MLV, 0–10, Dali

COLOUR TEMPERATURE OPTIONS



CERTIFICATIONS



FINISHES



“Enveloping this luminaire with 100% industrial-grade Merino wool aids in reducing the ambient sound in each space while offering a unique and tactile finish.”

—LUKAS PEET

SLAB 150 – PENDANT
WOOL GREY
ARCHITECTS
LA SHED
PHOTO
MAXIME BROUILLET

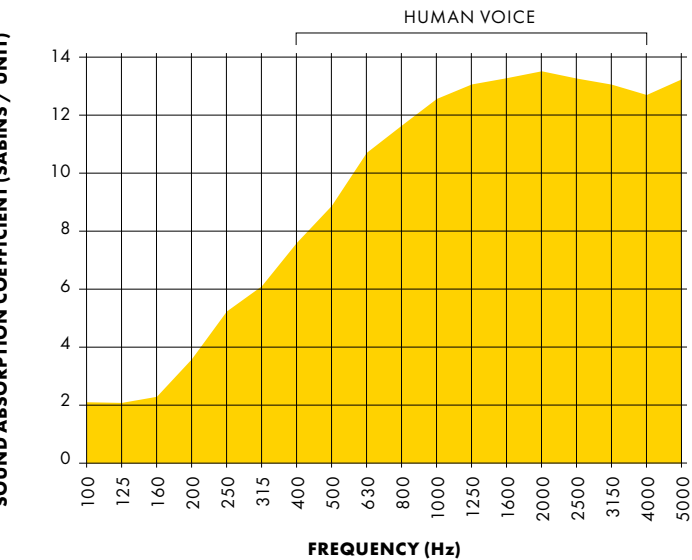




SLAB 90, 30 – PENDANTS,
WOOL GREY, MARIGOLD


ACOUSTICS

Multi-functional, the Slab series illuminates any given space while efficiently absorbing sound waves through its 100% Merino wool envelope.




96%

REDUCTION,
HIGH FREQUENCY




72%

REDUCTION,
MID FREQUENCY



25%

REDUCTION,
LOW FREQUENCY



SLAB 210, 30 – PENDANT
WOOL GREY, MARIGOLD
ARCHITECTS
IMPERATORI DESIGN
PHOTO
RAY VAN DUSEN



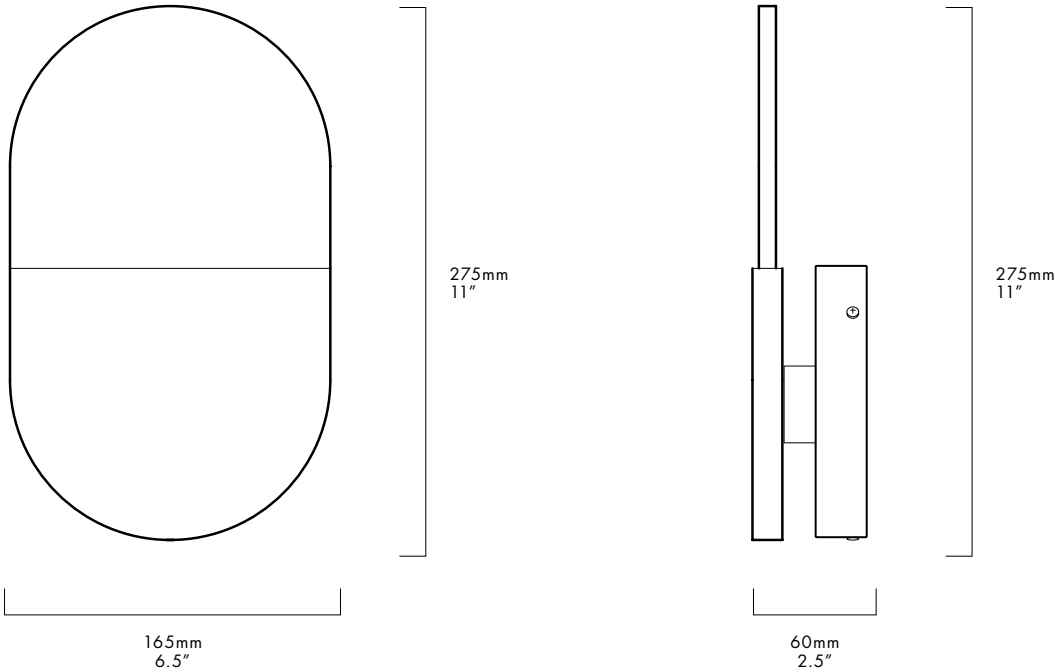


SLAB W20 – WALL
WOOL WHITE, WOOL BLACK,
WOOL BROWN, WOOL GREY



SLAB W20 – CEILING/WALL
WOOL GREY

SLAB W20 – WALL



FIXTURE TYPE

Wall

MATERIALS

- Acrylic
- 100% Merino Wool Felt

MANUFACTURED

Canada

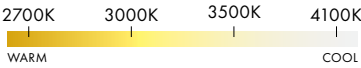
DIMENSIONS

165 x 275 x 60mm / 6.5" x 11" x 2.5"

ELECTRICAL

- 3W LED Panel
- 50,000 hour Lifetime
- 90+ CRI
- Input Voltage: 120V, 230V + 277V
- Integral 12V DC power supply included
- Dimming Options: MLV or 0-10 + Dali "Remote only"

COLOUR TEMPERATURE OPTIONS



CERTIFICATIONS



FINISHES

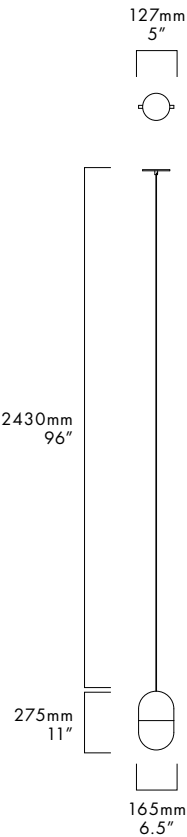


SLAB W20 – WALL
FERN GREEN

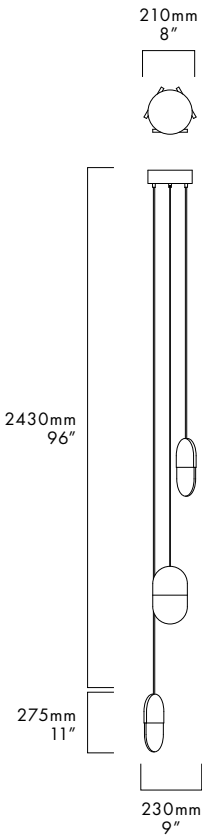


SLAB 20.3 – PENDANT
WOOL GREY

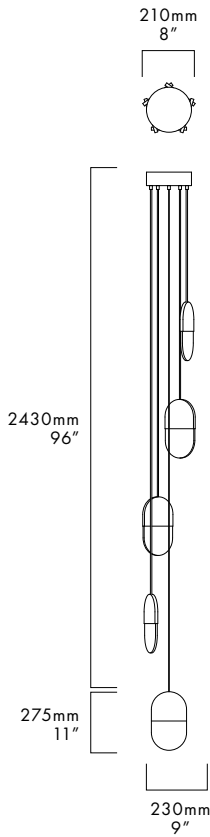
SLAB 20 – PENDANT



SLAB 20.3 – PENDANT



SLAB 20.5 – PENDANT



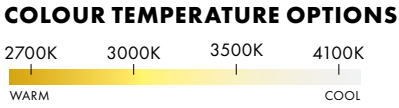
FIXTURE TYPE
Pendant

- MATERIALS**
- Acrylic
 - 100% Merino Wool Felt

MANUFACTURED
Canada

DIMENSIONS
165 x 275 x 15mm /
6.5"x 11"x 0.75" Per Piece

- ELECTRICAL**
- 3W/9W/15W LED Panel
 - 50,000 hour Lifetime
 - 90+ CRI
 - Input Voltage: 120V, 230V + 277V
 - Integral 12V DC power supply included
 - Dimming Options: MLV, 0-10, Dali



FINISHES

	WOOL WHITE		MARIGOLD
	WOOL GREY		FERN GREEN
	WOOL BROWN		WOOL BLACK

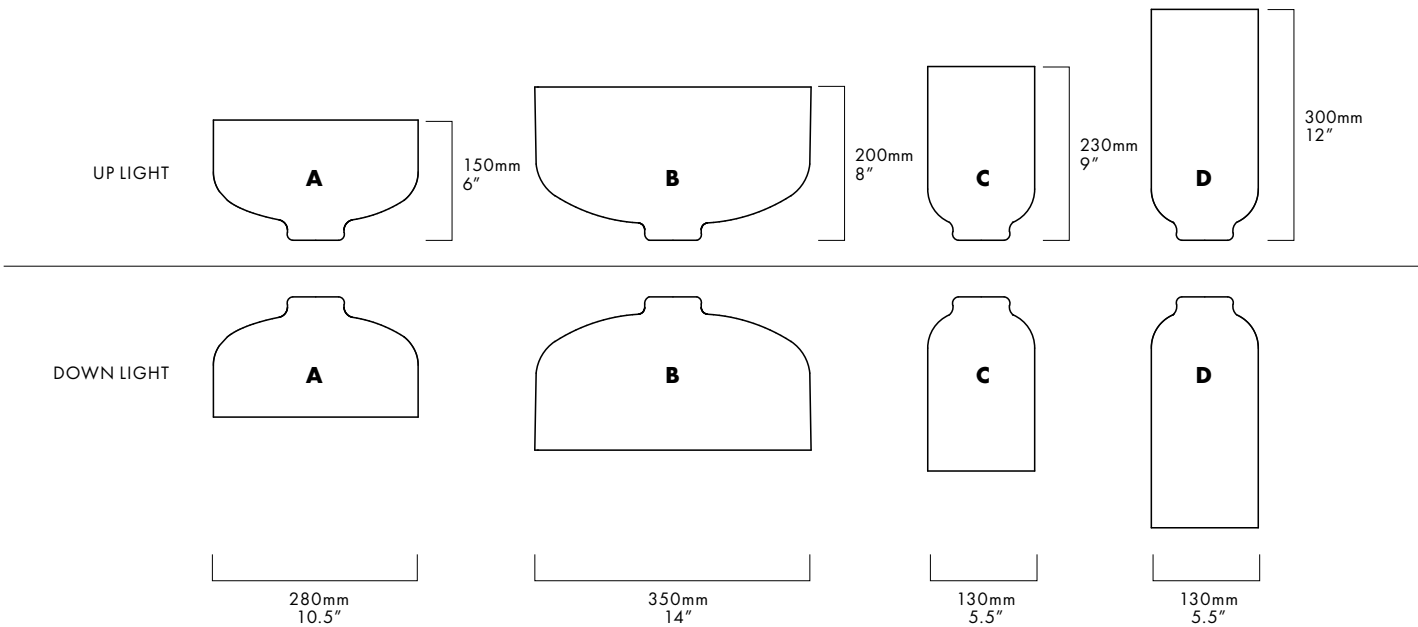
CUSTOM

DESIGNER
LUKAS PEET

Spotlight Volumes

SPOTLIGHT VOLUMES – PENDANT, TABLE
B/A, AVOCADO; B/D, SAGE; C/A, VANILLA

SPOTLIGHT VOLUMES – PENDANT



FIXTURE TYPE

Pendant

MATERIALS

Spun Aluminum Shade

MANUFACTURED

Canada

DIMENSIONS

Combination Dependant

ELECTRICAL

- 100–240V
- Dimming: ELV

INCLUDED LAMP

- 2700K
- 1 x E26/27 6.5W G25 +
- 1 x E26/27 4.5W A15

*OPTIONAL 150mm/5" Glass Globe - Down 'A' Only

*OPTIONAL 200mm/7" Glass Globe - Down 'B' Only

CERTIFICATIONS



STANDARD FINISHES



INTERIOR FINISH



DECORATIVE FINISHES



*Decorative finish applied to exterior and interior of luminaire.



SPOTLIGHT VOLUMES – PENDANT
B/D, VANILLA

16 POSSIBLE COMBINATIONS

Each fixture is created by the combination of two of the four possible shades; while providing up and down light.



SPOTLIGHT VOLUMES –
PENDANT, TABLE
B/A, AVOCADO; A/C, VANILLA;
C/D, BLACK; D/B, GOLD

<p>COMBO A/A</p>	<p>COMBO A/B</p>	<p>COMBO A/C</p>	<p>COMBO A/D</p>
<p>COMBO B/A</p>	<p>COMBO B/B</p>	<p>COMBO B/C</p>	<p>COMBO B/D</p>
<p>COMBO C/A</p>	<p>COMBO C/B</p>	<p>COMBO C/C</p>	<p>COMBO C/D</p>
<p>COMBO D/A</p>	<p>COMBO D/B</p>	<p>COMBO D/C</p>	<p>COMBO D/D</p>




Inspired by spotlights, the Spotlight Volumes series is based on four unique shade profiles which combine in various ways. Designed with a modern silhouette, the inspiration is based on a classic shape, giving a timeless air to the fixture. The pendant version features a conventional down light as well as an unconventional uplight, offering multidirectional illumination.

**SPOTLIGHT
VOLUMES** – PENDANT
B/A, B/D, B/C, BLACK

INTERIOR
AUTOSTRADA

PHOTO
BRITNEY GILL



SPOTLIGHT VOLUMES – PENDANT
 B/A, VANILLA
 INTERIOR
 LUNDBERG DESIGN
 PHOTO
 THOMAS KUOH



SPOTLIGHT VOLUMES – PENDANT
D/A, VANILLA
INTERIOR
BATTERSBY HOWAT
PHOTO
ANDREW LATREILLE



SPOTLIGHT VOLUMES – PENDANTS
B/D, D/A, VANILLA

“I wanted to expand on the strong silhouette and character of the Spotlight Volumes series of pendants, ceilings and table lights. The elongated proportions of the base combined with any of the four top shades give it architectural stature, thus resulting in a dimmable uplight floor lamp. The adaptation of the concept to a floor lamp came as a logical extension to the series; as versatility remains one of the key focuses of the development.”

—LUKAS PEET

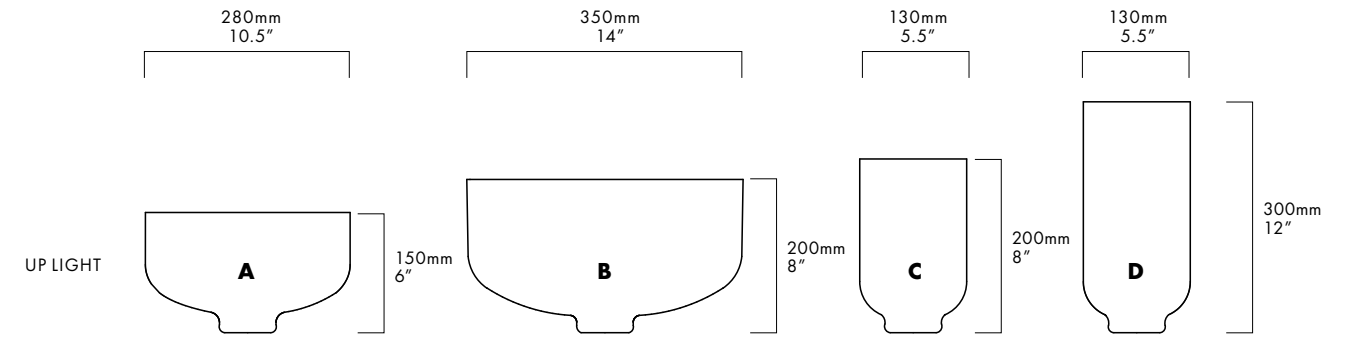


SPOTLIGHT VOLUMES – FLOOR, TABLE
B, BLACK; C/A, BLACK
FLOOR FIXTURE SHOWN WITH BOLT DOWN KIT



SPOTLIGHT VOLUMES – FLOOR
C, BLACK

SPOTLIGHT VOLUMES – FLOOR



FIXTURE TYPE
Floor

- MATERIALS**
- Spun Aluminum Shade
 - Billet Dimmer Knob

MANUFACTURED
Canada

DIMENSIONS
Combination Dependant

- ELECTRICAL**
- 100–240V
 - Integral Dimmer Knob

- INCLUDED LAMP**
- 2700K
 - 1 x E26/27 15W LED Lamp
 - *OPTIONAL 150mm/5" Glass Globe
 - *OPTIONAL 200mm/7" Glass Globe

CERTIFICATIONS



STANDARD FINISHES



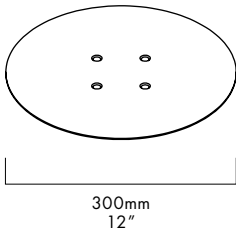
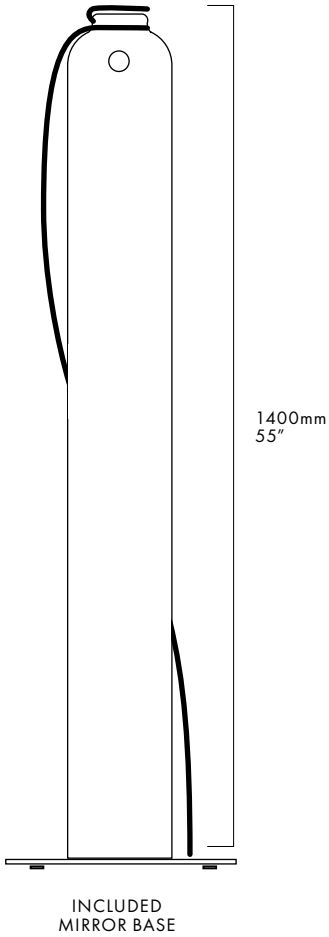
INTERIOR FINISH



DECORATIVE FINISHES



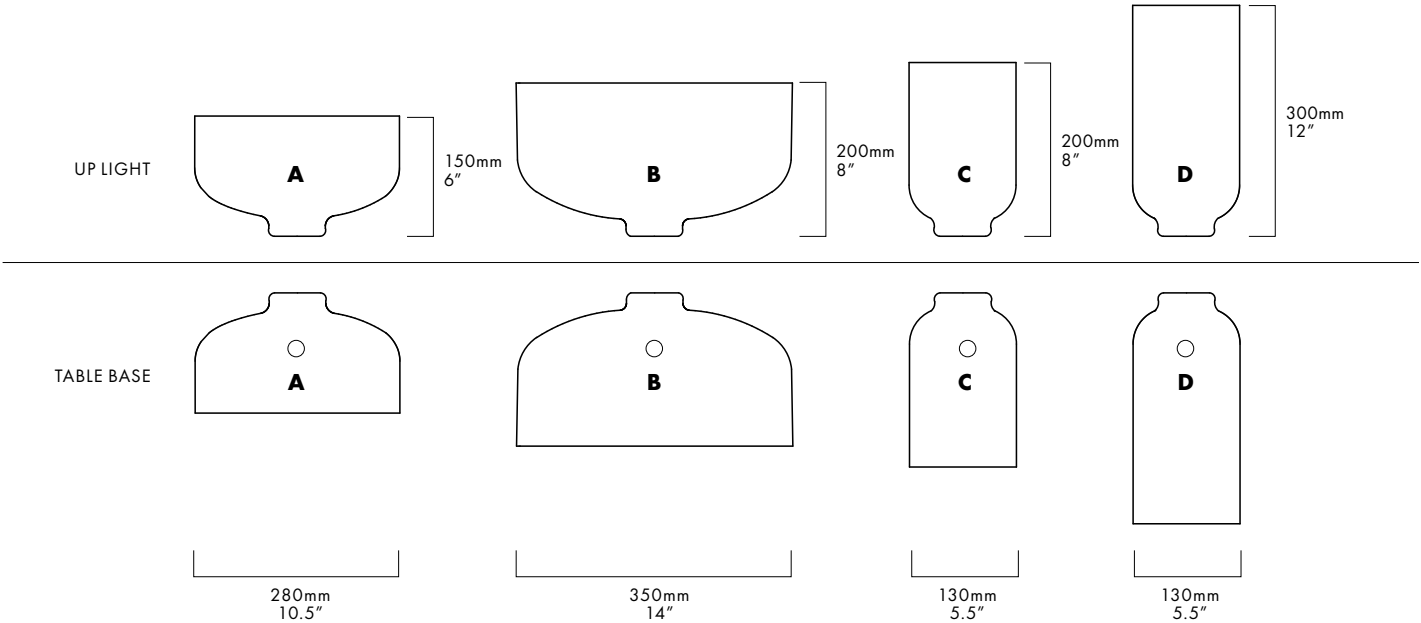
*Decorative finish applied to exterior and interior of luminaire.





SPOTLIGHT VOLUMES – TABLE
D/B, BLACK

SPOTLIGHT VOLUMES – TABLE



FIXTURE TYPE
Table

- MATERIALS**
- Spun Aluminum Shade
 - Billet Dimmer Knob

MANUFACTURED
Canada

DIMENSIONS
Combination Dependant

- ELECTRICAL**
- 100–240V
 - Integral Dimmer Knob

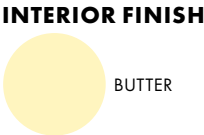
- INCLUDED LAMP**
- 2700K
 - 1 x E26/27 6.5W G25 LED Lamp
- *OPTIONAL 150mm/5" Glass Globe
*OPTIONAL 200mm/7" Glass Globe



- STANDARD FINISHES**
- SAGE
 - AVOCADO



VANILLA



BUTTER

- DECORATIVE FINISHES**
- GOLD
 - BLACK

*Decorative finish applied to exterior and interior of luminaire.



**SPOTLIGHT
VOLUMES** – TABLE
D/B, AVOCADO

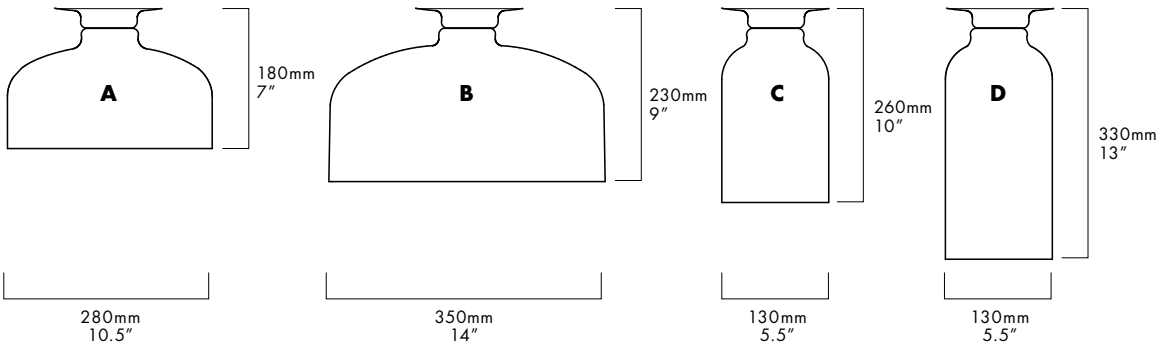
INTERIOR
FALKEN REYNOLDS



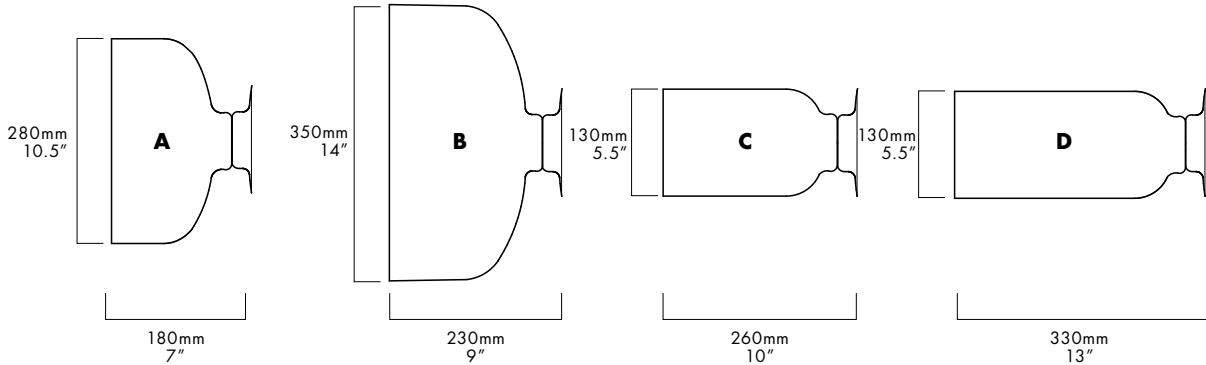
SPOTLIGHT VOLUMES – TABLE
C/C, BLACK

SPOTLIGHT VOLUMES – CEILING/WALL

CEILING



WALL



FIXTURE TYPE

Ceiling/Wall

MATERIALS

Spun Aluminum Shade

MANUFACTURED

Canada

DIMENSIONS

Combination Dependant

ELECTRICAL

- 100–240V
- Dimming: ELV

INCLUDED LAMP

- 2700K
- 1 x E26/27 6.5W G25 Lamp
- *OPTIONAL 150mm/5" Glass Globe
- *OPTIONAL 200mm/7" Glass Globe

CERTIFICATIONS



STANDARD FINISHES



INTERIOR FINISH



DECORATIVE FINISHES



*Decorative finish applied to exterior and interior of luminaire.



SPOTLIGHT VOLUMES –
CEILING/WALL
A, AVOCADO; B, VANILLA;
C, SAGE; D, AVOCADO



SPOTLIGHT VOLUMES –
PENDANT, B/C, C/C, AVOCADO
INTERIOR
EVOKE DESIGN
PHOTO
JANIS NICOLAY



SPOTLIGHT VOLUMES –
CEILING/WALL + PENDANT, B, VANILLA; C/C, AVOCADO
INTERIOR
EVOKE DESIGN
PHOTO
JANIS NICOLAY



A



C



B



D

SPOTLIGHT VOLUMES – CEILING/WALL
A, SAGE; C, AVOCADO; B, BLACK;
D, VANILLA



SPOTLIGHT VOLUMES –
CEILING/WALL
A, VANILLA



VINE – CEILING/WALL, PENDANT
MIDNIGHT CHROME, CHROME

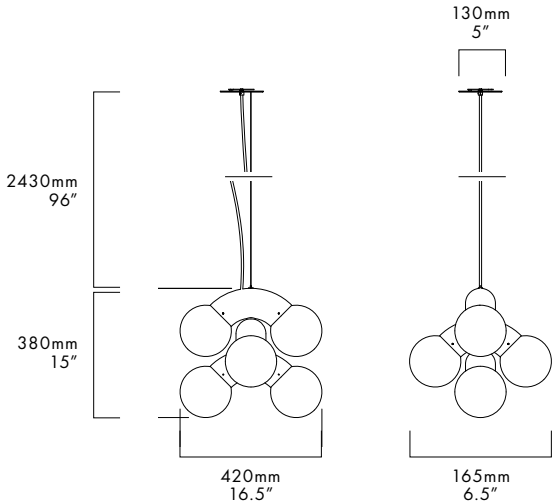
DESIGNER
CAINE
HEINTZMAN

Vine

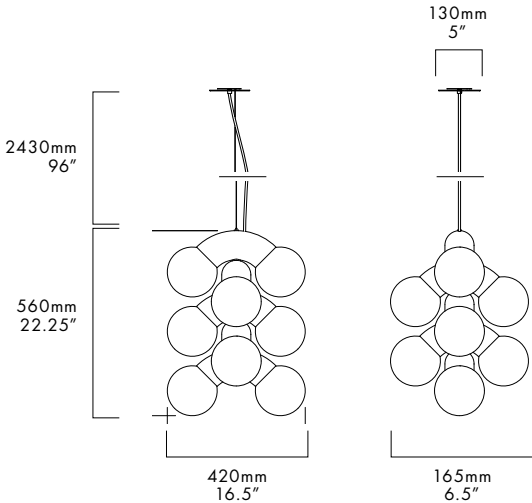


VINE 5 – PENDANT
MIDNIGHT CHROME

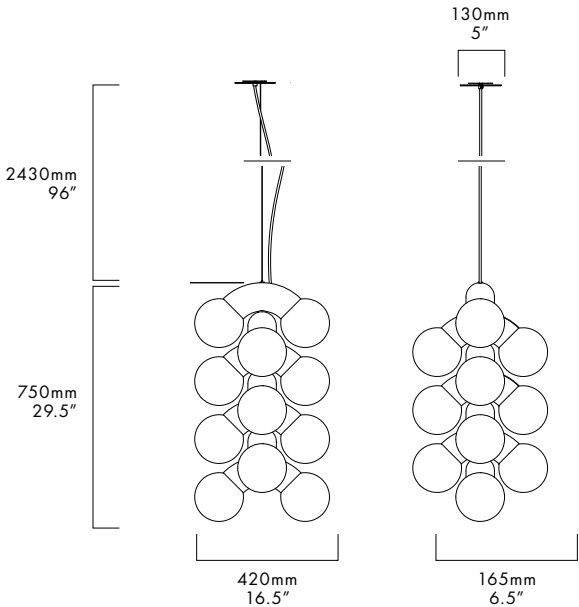
VINE 3 – PENDANT



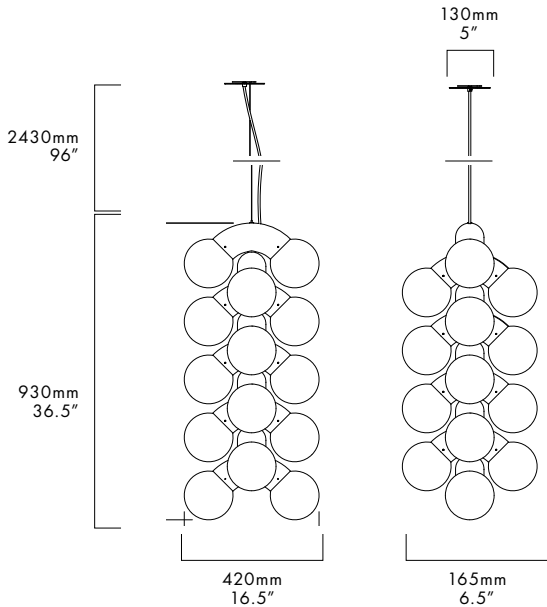
VINE 5 – PENDANT



VINE 7 – PENDANT



VINE 9 – PENDANT



FIXTURE TYPE

Pendant

MATERIALS

- Chromed Steel
- Opal Glass Globe

MANUFACTURED

Canada

DIMENSIONS

Model Specific

ELECTRICAL

- 120V / 230V
- Dimming: ELV

INCLUDED LAMP

- 3000K
- 6 x/10 x/14 x/18 x 4W G9 LED Lamp

CERTIFICATIONS



FINISHES





The Vine series introduces exaggerated form with propensity for repetition resulting in a bold impact. Composed of a poised chrome arc flanked by two glowing glass globes—the multiplication of the module enables the fixture to grow low, exponentially overstating the fixture's overall silhouette.

VINE 5, 9, 3 – PENDANT
MIDNIGHT CHROME, CHROME



VINE 5, 5, 7 – PENDANT
CHROME, MIDNIGHT CHROME



VINE 9 – PENDANT
MIDNIGHT CHROME

“Vine addresses the need for a fixture of scale, radiance, and exuberance. Efficient LED lamps are amplified by opal glass in repetition, which help generate a very big fixture from very little electricity and just a few simple components.”

—CAINE HEINTZMAN



VINE 5 - PENDANT
CHROME

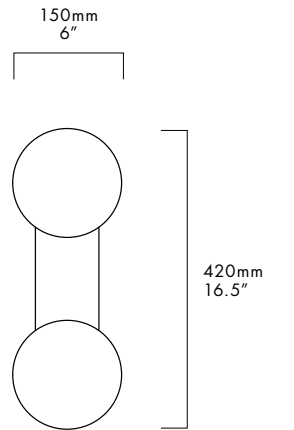
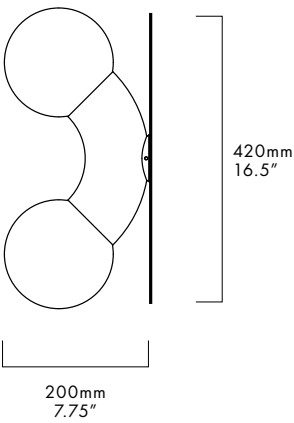


VINE - CEILING/WALL
CHROME

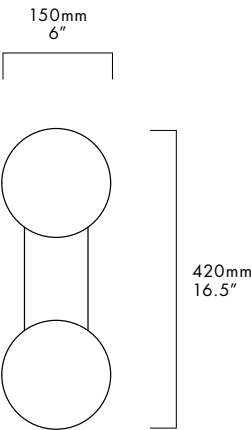
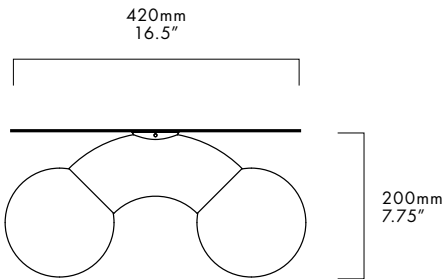


VINE – CEILING/WALL
CHROME

VINE – WALL



VINE – CEILING



FIXTURE TYPE
Ceiling/Wall

MATERIALS

- Chromed Steel
- Opal Glass Globe

MANUFACTURED
Canada

DIMENSIONS
420 x 200 x 150mm/
16.5" x 7.75" x 6"

ELECTRICAL

- 120V / 230V
- Dimming: ELV

INCLUDED LAMP

- 3000K
- 2 x 4W G9 LED Lamp

CANOPY KIT
For North America ships with canopy and
trimless rough-in.

CERTIFICATIONS



FINISHES



TECHNICAL INFORMATION

The following indicates standard technical specifications for each series. Please inquire for special requirements.

CANOPIES

BUTTON
Available in White, Black, Gold and Bronze.

6" Ø / 150 x 50mm / 6" x 2"



White



Black



Gold



Bronze

PIPELINE
Available in White, Black, Brushed Aluminum, Copper and Brass.

6" Ø / 150 x 50mm / 6" x 2"



White



Black



Polished Aluminum



Copper



Brass

SLAB
Available in White.

6" Ø / 150 x 50mm / 6" x 2"



All Pendants



SLAB P20



SLAB P20.3



SLAB P20.5

SPOTLIGHT VOLUMES, VINE
Available in White.

5" Ø



All Pendants

ORBIT
Available in White.

5" Ø



All Pendants

CORD COVERS

Available in White, Grey, Brown and Black.

Extra cord length available upon request.



White



Grey



Brown



Black

OPTIONAL GLASS GLOBE, SPOTLIGHT VOLUMES

Available in opal white glass.

Shade A: 127mm / 5"
Shade B: 177.8mm / 7"



Shade A



Shade B

COMPANY INFORMATION

CONTACT
+1 604 563 6938

SALES/INQUIRIES
info@andlight.ca

CUSTOMER SERVICE
cs@andlight.ca

ACCOUNTS PAYABLE /RECEIVABLE
accounting@andlight.ca

MEDIA
media@andlight.ca

